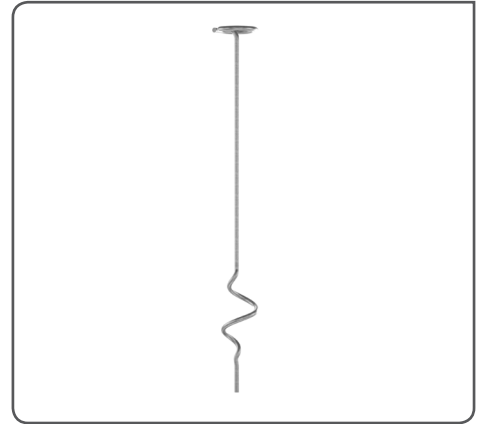


Salix Gripple TL-P3S

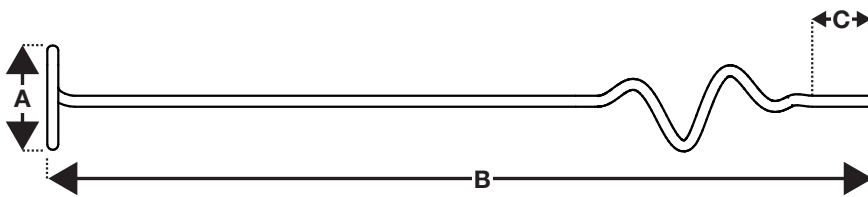
The TL-P3 holds all types of erosion control and soil stabilisation blanket matting securely in place

FEATURES / BENEFITS

- Quick and easy to install with a standard electric drill
- Superior performance when compared to traditional straight pins
- Eliminates time & labour associated with replacing or reworking pins that have become loose or pulled out altogether
- The patent pending innovative design of the installation chuck allows the TL-P3 to be installed to full depth without damaging the mat
- Integrated top coil form eliminates the need for a washer, spreads the load and helps secure the matting in place
- Extended tip allows faster placement and enhanced interaction with matting on install
- Specifically designed for higher loads in softer soils



SPECIFICATION



Dimension	Length (mm)
A	35
B	300
C	28

INSTALLATION TOOLS



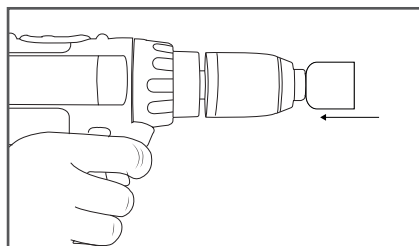
Chuck
(90 mm)



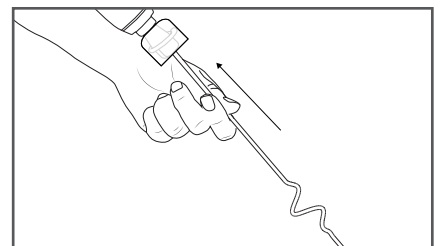
Extended
Chuck
(490 mm)

INSTALLATION

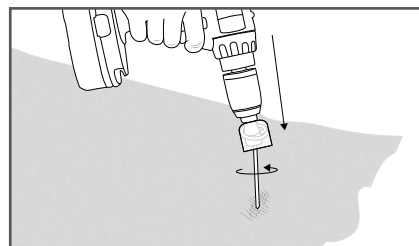
1.



2.



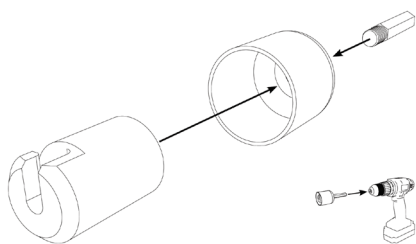
3.



4.



CHUCK ASSEMBLY



The TL-P3 can be used in a variety of soils

Average Load Ratings in different soil types (kg)*

Ground Description	SPT Count	Average Load	Ground Description	SPT Count	Average Load
Dense Granular	30-50	115	Soft Clays And Silts		35
Firm To Stiff Clays		101	Loose Sand		33
Gravel		98	Very Soft Clays And Silts		23
Firm Clays		72	Sandy Clay		22
Dense Sand		58	Loose Granular	4-10	17
Soft To Firm Clays		52	Very Loose Granular	0-4	11
Medium Dense	10-30	39			

*Theoretical Loads

Resistance to pull-out versus alternate anchoring techniques (kg)*

Install Method	Firm Clay	Clayey Sand	Firm Clay	Silty Clay	Dense Sand	Made ground (vegetated)	Loose sand	Made Ground (unvegetated)	Medium Silt
TL-P3 Combi Drill + TL-P1 Drive Tool	82.1	74	71.6	63.7	58.8	39.7	34.4	27.2	22.3
Wooden Stake (275 mm / 11") Hammer						32			
Long "J" Pin (300 mm / 12") Hammer			14.9	5.2		8.7		12.6	8.4
No.3 rebar hook (254 mm / 10") Hammer		15.2					10.8		
Short "J" Pin (200 mm / 8") Hammer			5.8	3.7		6.3			4.3
Straight washer pin (610 mm / 24") ((Ga.) Hammer		10.4					5.4		
Straight washer pin (457 mm / 18") (8 Ga.) Hammer							7.2		
Straight washer pin (300 mm / 12") (8 Ga.) Hammer		10.1							
U - Pin (170x70x6) Hammer		9				11	3.6		

*Actual Loads

Salix River & Wetland Services Limited

Salix, Croxton Park, Thetford, Norfolk IP24 1LS

Telephone 0370 350 1851 Fax 0370 350 1852

info@salixrw.com www.salixrw.com